




MASTER PLAN
DRONE VIEW
10 MILES



COLUMBIAD CANNON
FROM THE EARTH TO THE MOON
JULES VERNE

THE COLUMBIAD OF PARIS 1859
From the Earth to the Moon, the only way to reach the surface of the Earth from the Moon, a
man-made gun. The gun is a massive structure, and it is built on the surface of the Earth.
The gun is a massive structure, and it is built on the surface of the Earth.



TAMPA TOWN
FROM THE EARTH TO THE MOON
JULES VERNE

A VIEW OF TAMPA TOWN
From the Earth to the Moon, the only way to reach the surface of the Earth from the Moon, a
man-made gun. The gun is a massive structure, and it is built on the surface of the Earth.
The gun is a massive structure, and it is built on the surface of the Earth.

CHAPTER I


LET ME TELL YOU ABOUT PLATINUM CITY.

CAN THE TRAVELLER IMAGINE A POST SCARCITY WORLD ECONOMY, WHERE THE RESOURCES OF THE UNIVERSE HAVE BEEN UNLOCKED BY BREATHTAKING FEATS OF ENGINEERING ENABLED BY EARTH SHAKING BREAKTHROUGHS IN MATERIAL TECHNOLOGIES?

BORN AT THE ADVENT OF THE WORLDS FIRST POST-HUMAN INDUSTRY OF ASTEROID MINING, SAT PROUDLY UPON THE SURFACE OF THE ROSETTA ASTEROID LOCATED IN THE DEPTHS OF A MAGNIFICENT ASTEROID CRATER AT THE FOOT OF THE 1,700-METER HIGH PUTORAN MOUNTAINS LIES PLATINUM CITY!


A POP UP INDUSTRIAL CITY THAT EMBODIES BIO-MECHANICAL CHARACTERS WITHIN ITS URBAN FABRIC, PLATINUM CITY EXISTS SOMEWHERE BETWEEN A PRISTINELY MANICURED GARDEN AND A WELL-OILED MACHINE.

INSPIRED BY THE NARRATIVE TEXT OF JULES VERNE'S POP UP 'COLUMBIAD CANNON' MANUFACTURING CITY IN HIS NOVEL 'FROM THE EARTH TO THE MOON' AND THE RECENT 'SPACE ACT OF 2015' THAT ENABLES THE LEGAL EXPLOITATION OF SPACE RESOURCES, THE DESIGN THESIS EXTRAPOLATES NEAR FUTURE TECHNOLOGIES AND URBAN IDEAS IN THE CONTEXT OF PETER BAUFU'S 'EIGHT GREAT FUTURE [POST-HUMAN] TRANSFORMATIONS OF ARCHITECTURE' INTO PROGRAMMATIC, TECTONIC AND ENVIRONMENTAL AGENDAS FOR PLATINUM CITY; THE WORLDS FIRST POST-HUMAN CITY.




TOWER OF BABEL
A PHYSICAL CONNECTION TO HEAVEN
GUSTAVE DORÉ


THE TOWER OF BABEL (1858)
According to the Bible, a tower was built by the people of Babel, the city of Babylon, between 2300
and 2200 BC. The tower was built by the people of Babel, the city of Babylon, between 2300
and 2200 BC.



PLANOMETRIC
 DRONE VIEW
 2 MILES



PLATINUM CITY
 THE WORLD'S FIRST SELF-SUFFICIENT POST-HUMAN SPACE COLONY IS A CITY FATHOMED AS AN ORGANIC COMPUTER, WITH ITS GRANDIOSE, DRONE-CRAFTED ASTEROID RECOLITH ARCHITECTURES ENGORGED ON WET TECHNOLOGIES CROWN OVER TIME AND ANCHORED TO THE PLATINUM RICH ROSETTA ASTEROID BY A VAST NETWORK OF BIO-MECHANICAL TENDRIL LIKE ROOTS.



CHAPTER II


PLATINUM CITY IS AN INDUSTRIAL PLATINUM MINING OUTPOST IN OUTER SPACE ON THE SURFACE OF THE ORE GRADE A ROSETTA ASTEROID IN HIGH LUNAR ORBIT AROUND OUR MOON.

AS THE WORLD EMBRACES THE ELECTRIC CAR AND HAND HELD SMART DEVICES - PLATINUM CITY ADDRESSES THE INCREASED NEED OF THE WORLD'S LARGE CORPORATIONS TO SUPPORT THE GROWTH OF THEIR INVESTED INTERESTS AND INDUSTRIES ON EARTH BY OBTAINING EVER LARGER QUANTITIES OF PLATINUM GROUP METALS FOR USE IN THEIR HYDROGEN FUEL CELL PRODUCTS THAT RELY ON A PLATINUM CATALYST TO ENABLE THEM TO GENERATE ELECTRICAL POWER QUIETLY AND EFFICIENTLY, WITHOUT POLLUTION.

ORE GRADE A ASTEROIDS CONTAIN HIGH YIELDS OF PRECIOUS PLATINUM GROUP METALS - WITH ONE TYPICAL ORE GRADE A ASTEROID CONTAINING MORE PLATINUM AT ITS CORE THAN HAS EVER BEEN MINED ON EARTH. BY PULLING ONE OF THESE PLATINUM RICH ASTEROIDS FROM THE MAIN ASTEROID BELT 329,000,000 KM FROM THE EARTH INTO HIGH LUNAR ORBIT OF THE MOON IT CAN BE MINED WITH TECHNOLOGIES KNOWN TO HUMANS EVEN TODAY.

THE WORLD'S FIRST SELF-SUFFICIENT POST-HUMAN SPACE COLONY IS A CITY FATHOMED AS AN ORGANIC COMPUTER, WITH ITS GRANDIOSE, DRONE-CRAFTED ASTEROID RECOLITH ARCHITECTURES ENGORGED ON WET TECHNOLOGIES CROWN OVER TIME AND ANCHORED TO THE PLATINUM RICH ROSETTA ASTEROID BY A VAST NETWORK OF BIO-MECHANICAL TENDRIL LIKE ROOTS.

THE CITY'S HYDROGEN FUEL CELL INFRASTRUCTURE RELIES ON A DUEL SYSTEM OF CHARGING ITS CITY CELLS BY BOTH HARNESSING THE POWER OF THE SUN WHEN GRACED BY THE TOUCH OF IT'S RAYS AND IN IT'S ABSENCE HARVESTING THE MAGIC OF THE ELECTROMAGNETIC FIELD CONTAINED WITHIN THE GENETICALLY MODIFIED ELECTRIC EELS THAT LURK IN THE MURKY DEPTHS OF ITS SWAMPY CHARGED LANDSCAPES.



SPACE ACT 2015
 SPACE LAUNCH COMPETITIVENESS ACT
 U.S. CONGRESS

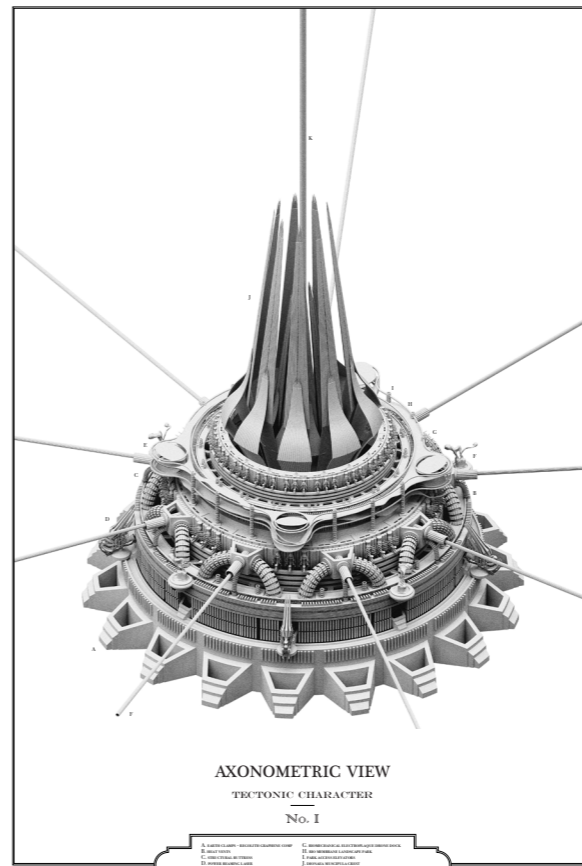
THE ACTS A POST-SCARCE WORLD!
 THE ACTS A POST-SCARCE WORLD!
 THE ACTS A POST-SCARCE WORLD!



ISOMETRIC PERSPECTIVE

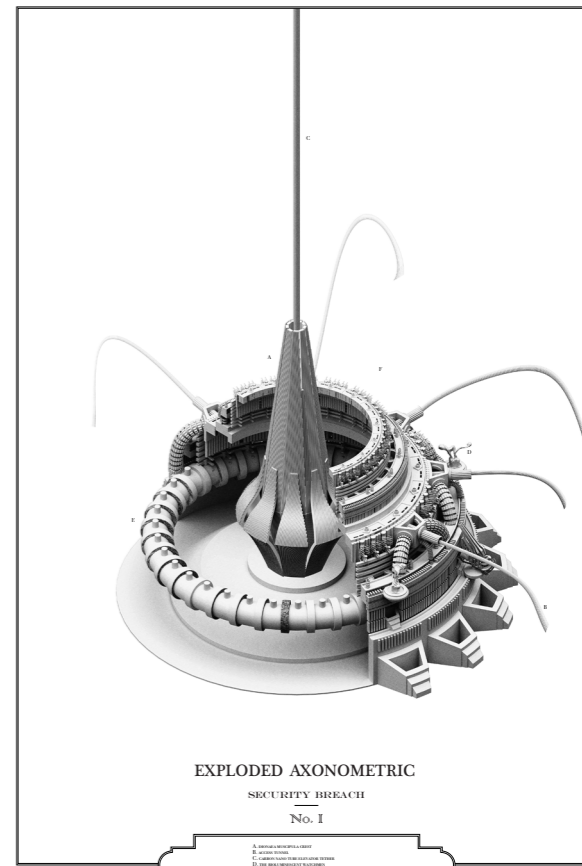
DRONE VIEW

1 MILE



AXONOMETRIC VIEW
TECTONIC CHARACTER

No. I



EXPLODED AXONOMETRIC
SECURITY BREACH

No. I




CHAPTER III

THE CITY MEMBRANE ACTS AS BOTH A PROTECTIVE CANOPY TO BOTH THE CITY BELOW AND FRAGILE SPACE ELEVATOR TETHER ABOVE AS WELL AS A CLIMATE REGULATOR, ENVELOPING THE ENTIRE CITY WITH A KINETIC AND MOBILE STRUCTURE. 'THE CITY MEMBRANE' IS COMPRISED OF MEMBRANE PIXELS WITH EACH PIXEL EQUATING TO A SINGLE 'TERAMITE'; WHICH ARE PROGRAMMABLE AERIAL DRONES THAT FORM THE TERAMITE SWARM.

THESE ANIMATED PIXELS ARE COMMANDED REMOTELY THROUGH UTILISATION OF SWARM TECHNOLOGIES IN ORDER TO CARRY OUT A NUMBER OF ROLES CRUCIAL TO THE SUCCESS OF PLATINUM CITY.

IN THE DRONE MINES OF PLATINUM CITY, PLATINUM ORE IS EXTRACTED BY THESE ROBOTIC WORKERS PIECE BY PIECE IN HALF A METER BY HALF A METER 'BORES' FROM THE SURFACE OF THE BIO-MECHANICAL LANDSCAPE.


AT THE NORTHERN POINT, WHERE THE MOUNTAIN SPURS SLOPE INTO THE PLAIN, BETWEEN TWO RANGES OF BLEAK HILLS LIES WHAT UNTIL 2040 WAS CALLED THE 'PLATINUM PLAIN', WITH ITS TOPSOIL IMPREGNATED WITH A TREASURE TROVE OF PLATINUM GROUP METALS, BUT WHAT IS NOW CALLED THE PLATINUM FARM.




THE SPACE ELEVATOR
AND THE INSTITUTE OF WEIGHT AND MEASURE

CHAPTER III






PLATINUM REFINERY
DRONE FACTORY



AXONOMETRIC VIEW
TECTONIC CHARACTER
No. 2



EXPLODED AXONOMETRIC
DRONE FACTORY
No. 2

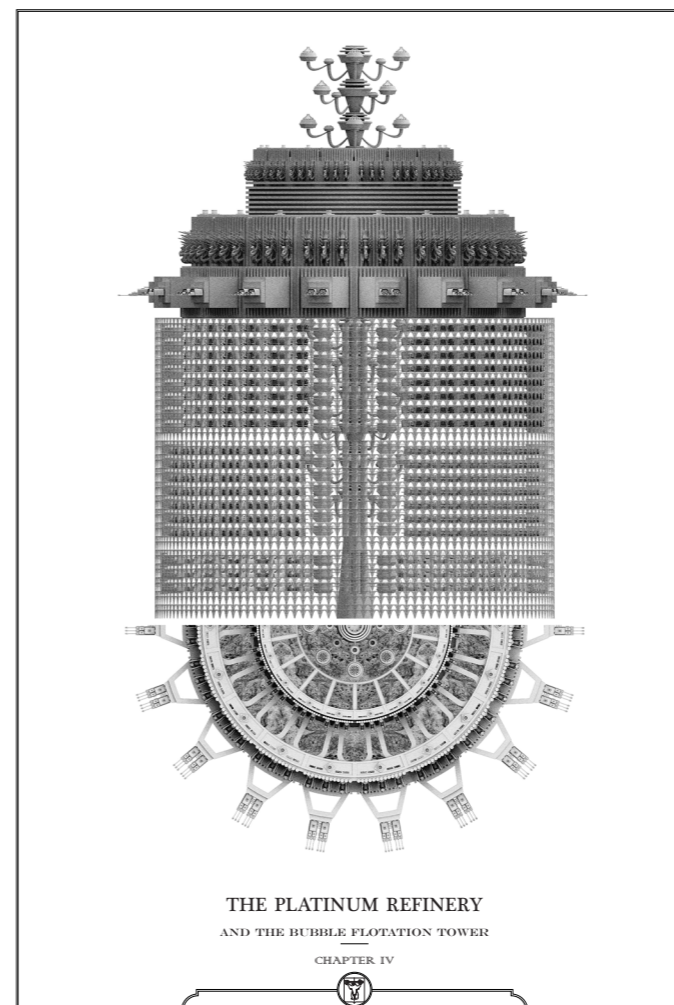
CHAPTER IV

JUST IMAGINE A PLATEAU OF SEVENTEEN OR EIGHTEEN SQUARE MILES, THE ICE AND SOIL GLINTING AND STREWN WITH TREASURES, AND ALTOGETHER AS ARID AND DESOLATE AS THE PERMAFROST ARCTIC CIRCLE PLAINS.

BUT, MAN HAS BROUGHT A WONDERFUL AMOUNT OF ENERGY AND VIGOUR TO BEAR UPON IT; AN EXTREMOPHILE, BIO-MECHANICAL LANDSCAPE CREEPS ACROSS THE PLAIN, ITS DENSE, PROBING CELLULOSE ROOT STRUCTURE UTILISED AS A PHYTOREMEDIATION MINING MACHINE, AN ORGANIC MODEL CAPABLE OF LEACHING TREASURES FROM THE GROUND. BIO-MECHANICAL TREES ACT AS HYPER ACCUMULATORS, TALL, FAST GROWING AND EASY TO HARVEST THE PLATINUM TREASURE THAT IS DISPLAYED AS URBAN JEWELLERY ON ITS SURFACE.

DRONE SWARMS ACT AS ENVIRONMENTAL GUARDIANS, SIMULTANEOUSLY STIMULATING AND CUTTING BACK GROWTH OF THE BIO FORMS, BEFORE HARVESTING THE CUTTINGS IN ORDER TO EXTRACT THE RAW MATERIALS IN THE REFINERIES. OPTIMISED ALSO AS A TERRAFORMING MACHINE, THIS CELLULOSE-BASED BIOMATERIAL HAS BOTH STRUCTURAL AND THERMALLY INSULATING QUALITIES WHEN CONCENTRATED AT DIFFERENT DENSITIES.

MEASURABLE AND QUANTIFIABLE CHARACTERISTICS IN ITS BIOLOGICAL MAKEUP ALLOW FOR A SYSTEM OF INTERVENTION BY THE CITY ARCHITECT TO DICTATE DESIGNED STRATEGIC MATERIAL CHARACTERISTICS AND GROWTH PATTERNS THROUGH A SERIES OF 3D PRINTED ARMATURE STRUCTURES ON WHICH THE BIO-MECHANICAL LANDSCAPE GROWS UPON.




THE PLATINUM REFINERY
AND THE BUBBLE FLOTATION TOWER
CHAPTER IV



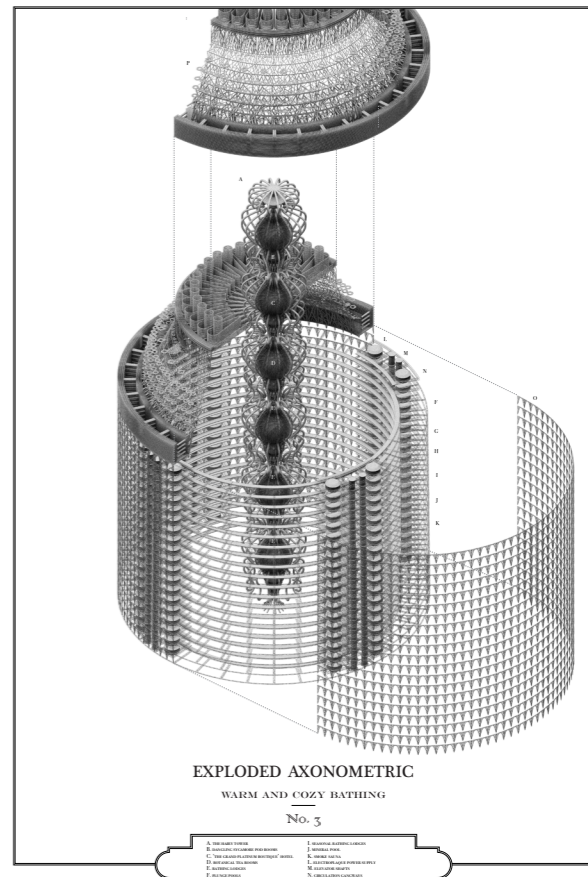


BATH HOUSE
AND THE HARRY TOWER
05



AXONOMETRIC VIEW
TECTONIC CHARACTER
No. 3

- | | |
|-------------------|--------------------|
| A. THE BATH HOUSE | G. THE HARRY TOWER |
| B. THE BATH HOUSE | H. THE HARRY TOWER |
| C. THE BATH HOUSE | I. THE HARRY TOWER |
| D. THE BATH HOUSE | J. THE HARRY TOWER |
| E. THE BATH HOUSE | K. THE HARRY TOWER |
| F. THE BATH HOUSE | L. THE HARRY TOWER |



EXPLODED AXONOMETRIC
WARM AND COZY BATHING
No. 3

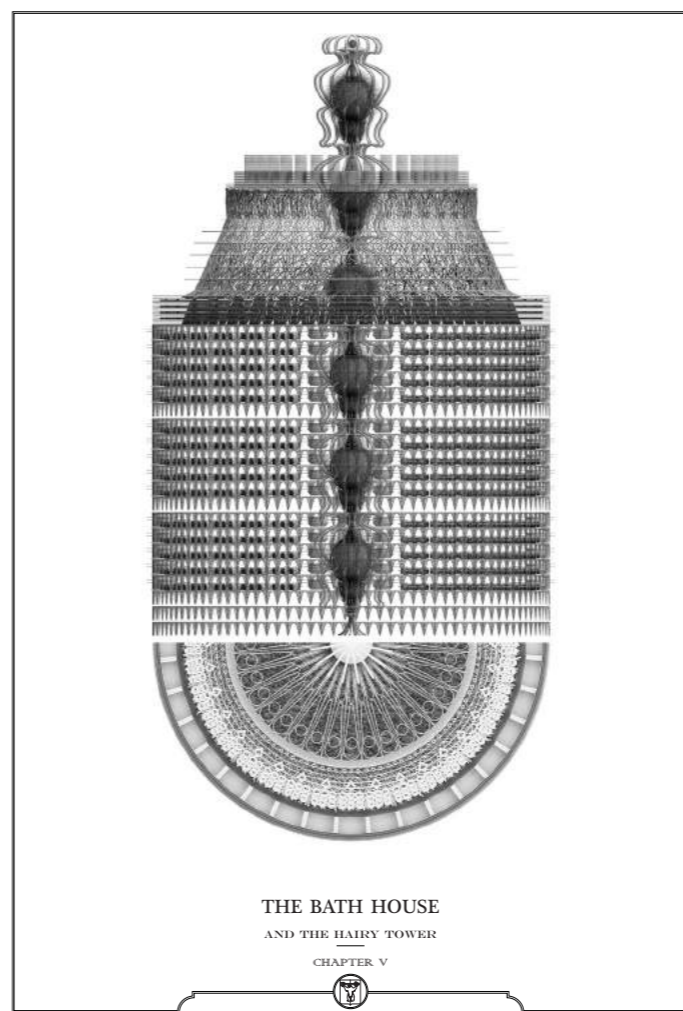
CHAPTER V

THE CITY'S DRONE SWARM TERAMITE ARMY IS COMMANDED REMOTELY, CAPABLE OF TRANSFORMING PROCESSED ASTEROID REGOLITH; A WASTE PRODUCT OF THE PLATINUM REFINING PROCESS INTO RUGGED YET INTRICATE 3D PRINTED GEOMETRIES REMINISCENT OF THE HOLLOW CLOSED CELL STRUCTURE OF BIRD BONE.

THESE INTRICATE AND COMPLEX ARMATURE STRUCTURES ARE RICH IN KEY MINERAL ENZYMES, THAT CATALYZE EXPLOSIVE GROWTH IN THE BIO-MATERIAL – A MATERIAL CAPABLE OF PROVIDING A STRONG AND DENSE STRUCTURAL PLINTH FOUNDATION, OR ENGULFING A BUILDING IN A SOFT AND WOOLLY THERMALLY INSULATING COAT DEPENDING ON THE BIO-MECHANICAL GENETIC INTERVENTION MADE BY THE TERAMITE DRONE.


A HARMONY BETWEEN THE ARTIFICIAL BIOLOGICAL FORMS OF THE LANDSCAPE AND THE ADVANCED TECHNOLOGY OF THE BUILDING IS ACHIEVED. THE HOLLOW CLOSED CELL STRUCTURES CONSTRUCTED OF ASTEROID ROCK PARTICULATE COMBINED WITH THE MORE FLEXIBLE AND ELASTIC CELLULOSE BASED BIO-MATERIAL PROVIDES A COMBINATION OF STRENGTH AND WEIGHT TO A STRUCTURE NOT UNLIKE STEEL REINFORCED CONCRETE, PERFECTLY SUITED TO ANCHORING A STRUCTURE ON SINUOUS STILTS TO THE ASTEROID WITH DEEP AND STRONG PROBING ROUTE STRUCTURES.

THE DRONE SWARM ACTS AS A MOBILE ARRAY OF 3D PRINTING NOZZLES, DEXTEROUSLY APPLYING A SCAFFOLDING MATERIAL COMPOSED OF A BINDING SOLUTION RICH IN MINERAL ENZYMES MIXED WITH GROUND ASTEROID PARTICULATE – A WASTE PRODUCT OF THE ASTEROID PLATINUM REFINING PROCESS.

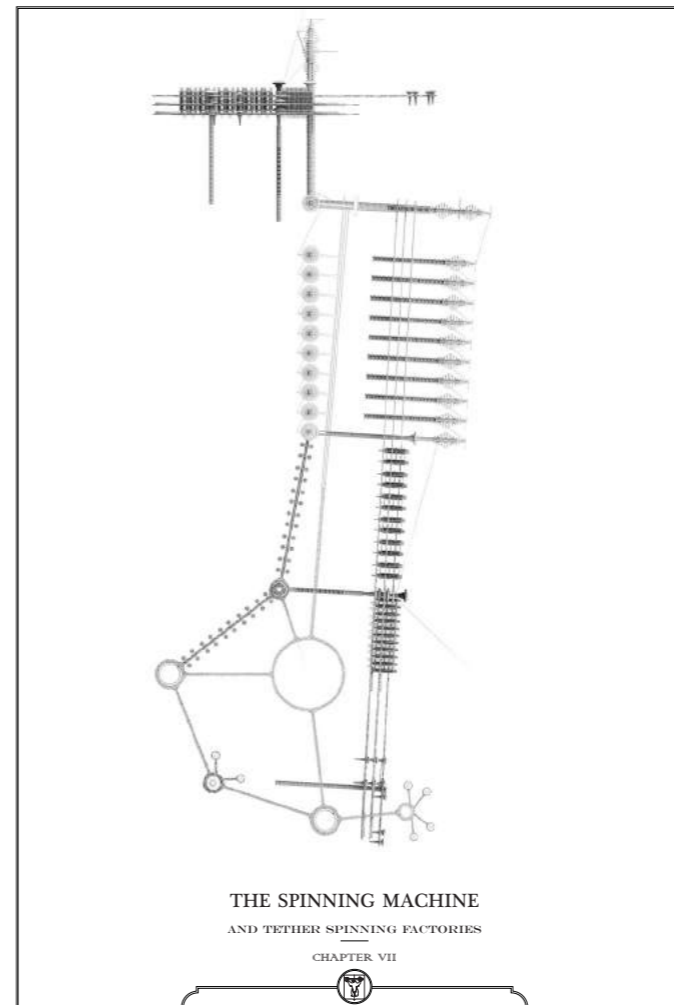


THE BATH HOUSE
AND THE HARRY TOWER
CHAPTER V

- | | |
|-------------------|--------------------|
| A. THE BATH HOUSE | G. THE HARRY TOWER |
| B. THE BATH HOUSE | H. THE HARRY TOWER |
| C. THE BATH HOUSE | I. THE HARRY TOWER |
| D. THE BATH HOUSE | J. THE HARRY TOWER |
| E. THE BATH HOUSE | K. THE HARRY TOWER |
| F. THE BATH HOUSE | L. THE HARRY TOWER |

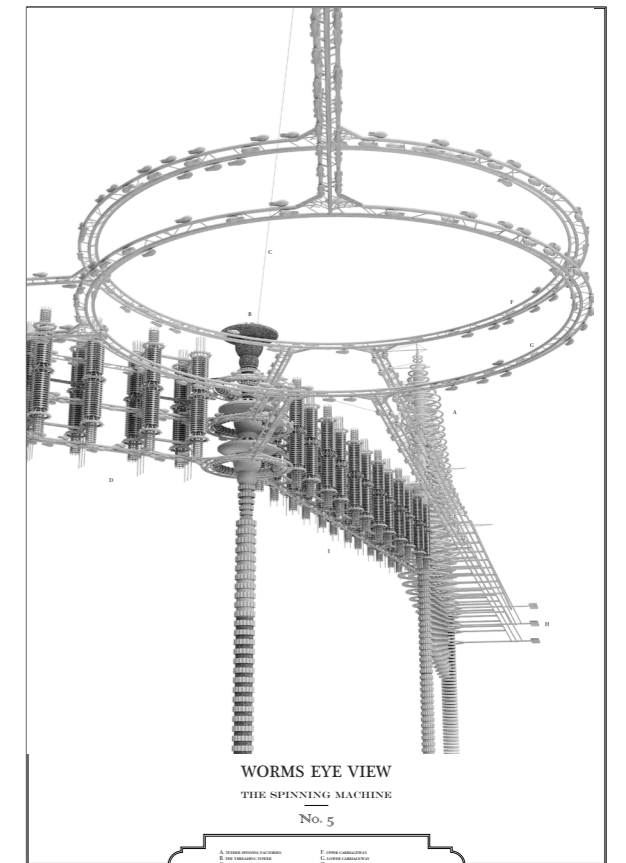


THE VACUUM TRAIN
VIGNETTE
No. 1



THE SPINNING MACHINE
AND TETHER SPINNING FACTORIES
CHAPTER VII

RENDERING OF THE SPINNING MACHINE AND TETHER SPINNING FACTORIES BY THE ARCHITECTURE OF THE JACQUES ROUGIER FOUNDATION, INSTITUT DE FRANCE, PARIS. THE SPINNING MACHINE AND TETHER SPINNING FACTORIES ARE THE PROPERTY OF THE JACQUES ROUGIER FOUNDATION, INSTITUT DE FRANCE, PARIS. THE SPINNING MACHINE AND TETHER SPINNING FACTORIES ARE THE PROPERTY OF THE JACQUES ROUGIER FOUNDATION, INSTITUT DE FRANCE, PARIS.



WORMS EYE VIEW
THE SPINNING MACHINE
No. 5

A: SPINNING MACHINE
B: TETHER SPINNING FACTORIES
C: SPINNING MACHINE
D: TETHER SPINNING FACTORIES
E: SPINNING MACHINE
F: TETHER SPINNING FACTORIES


CHAPTER VI

A FURTHER COCKTAIL OF MINERAL ENZYMES AND BINDING SALTS ARE APPLIED TO THE PRINTED ARMATURE STRUCTURE IN ORDER FOR IT TO HARDEN, AS WELL AS LACING THE STRUCTURE WITH THE CATALYTIC NUTRIENTS REQUIRED BY THE BIO-MATERIAL TO GROW UPON IT.

CONTROL OVER THE DRONE SWARM ALLOWS FOR THE PROGRAMMING OF BESPOKE SURFACE TREATMENTS ACROSS THE MATERIAL SURFACE, ALLOWING FOR VARYING CHARACTERISTICS IN THE URBAN FABRIC TAILORED TO SPECIFIC NEEDS AND DESIRES.

THIS ALSO ALLOWS FOR THE REPROGRAMMING OF THE STRUCTURE THROUGHOUT THE BUILDINGS LIFETIME, ALLOWING IT TO EVOLVE AND DEVELOP AS REQUIREMENTS CHANGE AND UPGRADES BECOME NECESSARY.






THE TRAIN STATION



VIGNETTE

No. 7



AXONOMETRIC VIEW
TECTONIC CHARACTER

No. 4



ELEVATION
THE CITY WALLS

No. 4



CHAPTER VII

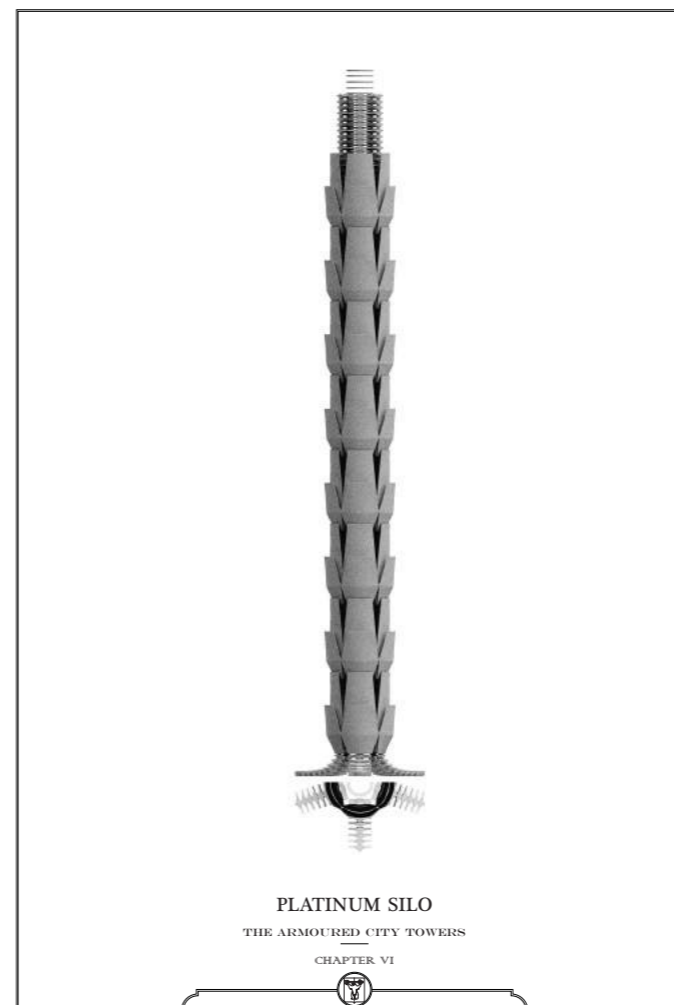
IN THIS CASE, THE TERAMITE SWARMS BECOME URBAN SURGEONS, SPLICING AND IMPLANTING UPGRADES OR REPLACING WORN OUT PLUG IN COMPONENTRY UTILISING THE SAME LASER CUTTING TECHNOLOGIES USED DURING THE ASTEROID MINING PROCESS.

URBAN SCARS ARE STITCHED BACK TOGETHER BY APPLYING THE CATALYTIC COCKTAIL OF MINERAL ENZYMES AND BINDING SALTS TO FRESHLY PRINTED BIO-MATERIAL ARMATURES.

INDIVIDUAL BUILDINGS REQUIRE BUILDING LOGS CLOSER TO MEDICAL RECORDS, AND THEIR HEALTH IS MONITORED CLOSELY AT ALL TIMES BY ANALYSING BUILDING PERFORMANCE CHARTS GAINED FROM STUDYING DATA PRODUCED BY THE BUILDING ITSELF.

ELECTRO CHEMICAL SENSORS INTEGRATED INTO THE BIO-FORMS COMMUNICATE VIA SYNAPSES LIKE EXCHANGES REMINISCENT OF NEURONS IN THE HUMAN BRAIN, CONNECTING TO A NETWORK FROM WHICH INFORMATION IS DOWNLOADED AND ANALYSED BEFORE INTERVENTIONS ARE CALCULATED AND EXECUTED.


NATURAL PHENOMENA SUCH AS BIO-LUMINANCE PROVIDES A SPIRITUAL GLOW TO THE CITY IN THE DEPTHS OF WINTER, WITH SWITCHES ACTIVATED BY THE LUMINOUS TERAMITE DRONE CRAFTS THAT NURTURE AND PRUNE THE LANDSCAPE OF BIO-MACHINES.



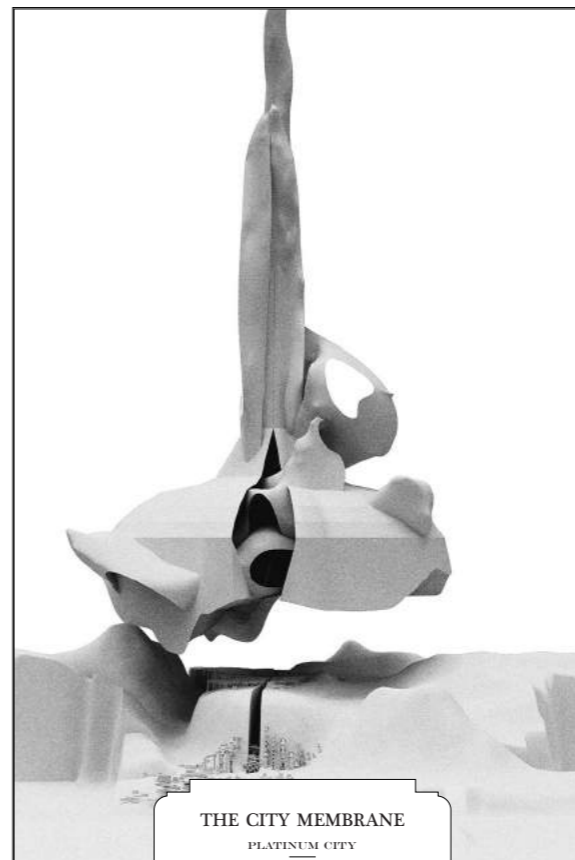
PLATINUM SILO
THE ARMoured CITY TOWERS

CHAPTER VI





THE BATH HOUSE
VIGNETTE
No. 3



THE CITY MEMBRANE
PLATINUM CITY
POST-HUMAN CLIMATE CONTROL

The City Membrane as a kinetic structure creates and controls a local, responsive and adaptive urban climate and urban environment. The City Membrane is composed of a network of white, curved and layered forms. It is a kinetic structure that can be reconfigured and adapted to the needs of the city.



CHAPTER VIII

IDOL TERAMITE DRONES THEMSELVES ALSO BECOME PART OF THE CITY FABRIC, CONTRIBUTING THEIR PHYSICALITY TO A KINETIC AND RESPONSIVE SKIN, DOCKING ON ARMATURES ARRANGED ON THE FACADES OF BUILDINGS PRIMARILY FIXED TO PORTAL OPENINGS AND WINDOWS.

THESE ANIMATED FAÇADE PIXELS ARE RECONFIGURED REMOTELY THROUGH UTILISATION OF SWARM TECHNOLOGIES IN ORDER TO ACHIEVE CONTROLLED SOLAR SHIELDING AND ENVIRONMENTAL SHADING AND DICTATE INTERNAL PRIVACY LEVELS. THE PIXELATED ARCHITECTURAL SKINS OF PLATINUM CITIES TOWER TYPOLOGIES ARE THEREFORE PREDOMINANTLY COMPOSED OF THE RUGGED PHOTOVOLTAIC HIDES OF THE TERAMITE DRONE'S BULBOUS BLIMP LIKE FORMS WHICH ARE CAPABLE OF COLLECTING SOLAR ENERGY, CONVERTING THE ULTRAVIOLET RAYS INTO A HARNESSSED CHEMICAL ENERGY THROUGH THE FAÇADE DOCKING STATIONS WHICH ARE CAPABLE OF RECHARGING THE PLATINUM FUEL CELL LIFE - BLOOD OF THE CITY.

HYDROGEN FUEL CELL POWER SUPPLIES ARE REPLENISHED AS AND WHEN THEY ARE REQUIRED AT THESE NETWORK NODES, ALLOWING THE DRONES TO FUNCTION CONTINUOUSLY THROUGHOUT THEIR FUNCTIONAL LIFETIME.

IN THE ABSENCE OF THE SUN HOWEVER, AT THE BASE OF THESE HOLLOW FORMS LIES THE 'CHARGED LANDSCAPE', A WATERY SUBURB HOUSING ELECTRIC EELS, WHOSE ENERGY IS HARNESSSED BY A VAST SWAMP HABITAT INFRASTRUCTURE OF BAITED EEL CHARGE TRAPS WHICH ACTS AS A SECONDARY BACKUP TO CHARGE THE CRUCIAL FUEL CELL STOCK.



THE CITY MEMBRANE
POST-HUMAN CLIMATE CONTROL

CURIOSITY 5

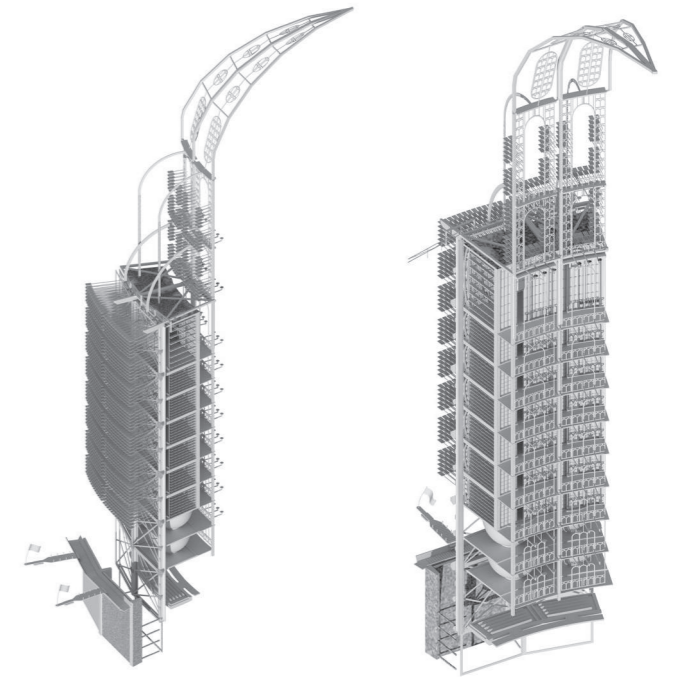


The City Membrane acts as both a protective canopy and climate regulator, controlling the urban and indoor climate. The City Membrane is composed of a network of white, curved and layered forms. It is a kinetic structure that can be reconfigured and adapted to the needs of the city.



THE CHARGED LANDSCAPE

VIGNETTE

No. 6



CHAPTER IX

NOT ALL OF PLATINUM CITIES BUILDINGS ARE FORMED LIKE THIS HOWEVER, AND SOME HAVE A MORE MATERNAL ROLE TO PLAY.

MELTED INTO THE COLOSSAL ICE WALL STANDS THE CITY BATH HOUSE, A REFUGE FOR THE POST-HUMAN WORKER FORCE AND VISITORS ALIKE FROM THE HARSH AND STERILE CONDITIONS OF THE VACUUM-SEALED CITY.

A THICK COAT OF POLAR FUR AND WIRY, GREASY HAIRS CASCADE FROM THE TOWERS ASTEROID REGOLITH FACADE, CREATING A WARM AND COSY INTERNAL ENVIRONMENT FOR THE BUILDINGS OCCUPANTS TO ENJOY THE PASSIVELY HEATED ASTEROID SPRINGS IN THEIR BATHING MACHINES.

A CULTURE OF ELECTRIC BATHING HAS EMERGED AMONGST THE PLATINUM CITY POPULATION, A UNIQUE BATHING PROCESS THAT EMBRACES THE EXQUISITELY FRESH WATER SPRINGS DISCOVERED DURING THE MINING PROCESSES.

THE ARMoured HIDE OF THE CITY'S PLATINUM SILO TOWERS IS ALSO A MUTATED VERSION OF A SUPER HEAVY WEIGHT BIOMATERIAL DESIGNED TO PROTECT THE CITIES PLATINUM HAUL AT ALL COSTS WHEREAS THE PLATINUM REFINERY STRUCTURE IS DESIGNED WITH PERMEABILITY IN MIND IN ORDER TO AID THE PROCESS BASED PLATINUM REFINING METHOD EMPLOYED.

